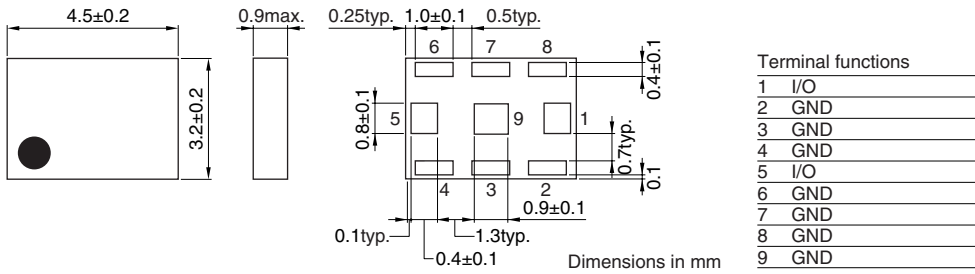


Multilayer Chip Band Pass Filters For UWB

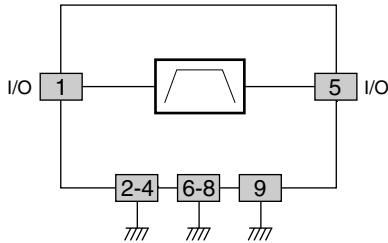
Conformity to RoHS Directive

DEA Series DEA453960BT-3002B1

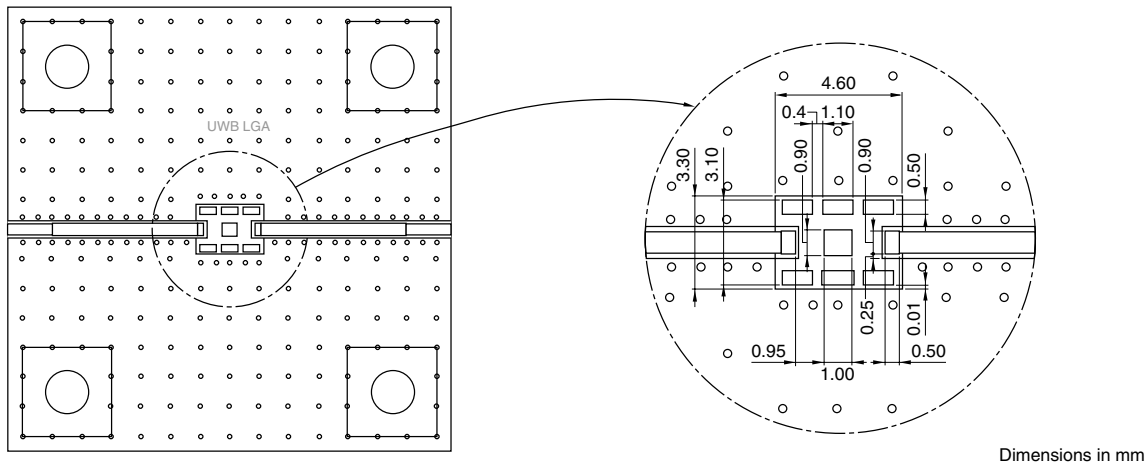
SHAPES AND DIMENSIONS



BLOCK DIAGRAM



RECOMMENDED PC BOARD PATTERNS



- Conformity to RoHS Directive: This means that, in conformity with EU Directive 2002/95/EC, lead, cadmium, mercury, hexavalent chromium, and specific bromine-based flame retardants, PBB and PBDE, have not been used, except for exempted applications.

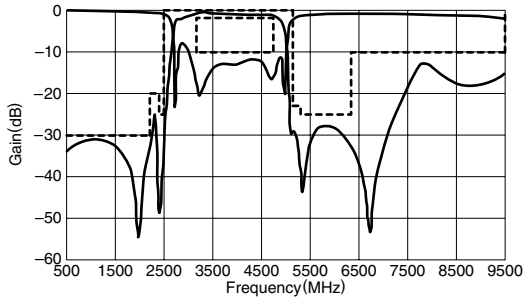
- All specifications are subject to change without notice.

ELECTRICAL CHARACTERISTICS

Item			Minimum value	Typical value	Maximum value	
Insertion loss	[at 25°C]	[3168 to 4752MHz]	(dB)	—	1.7	
	[at -30 to 85°C]	[3168 to 4752MHz]	(dB)	—	2.2	
Input return loss		[3168 to 4752MHz]	(dB)	10	—	
		[DC to 2200MHz]	(dB)	30	—	
		[2400 to 2500MHz]	(dB)	26	—	
		[5150 to 5300MHz]	(dB)	23	—	
		[5300 to 5900MHz]	(dB)	25	—	
Attenuation		[6336 to 9504MHz]	(dB)	10	—	
		Operating	(°C)	-30	—	+85
		Storage	(°C)	-30	—	+85

• $Z_L=50\Omega$

FREQUENCY CHARACTERISTICS



• All specifications are subject to change without notice.