



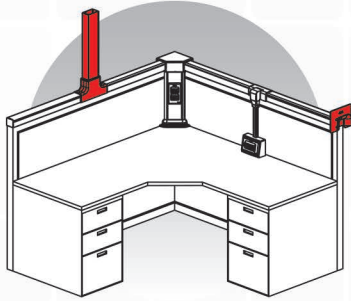
PanWay® Office Furniture Raceway

PanWay® Office Furniture Raceway

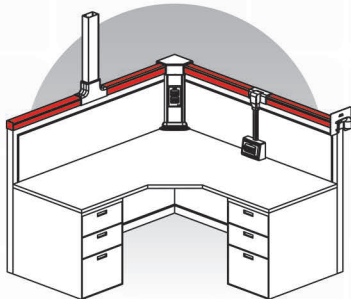
- ❖ Eliminates the need to purchase expensive furniture that incorporates internal data passages or retro-fit kits that require dismantling of furniture
- ❖ Installs on top of existing furniture partitions, minimizing occupant disturbance
- ❖ Easily accommodates frequent relocation of personnel within the facility
- ❖ Is the only "Universal – Off the Shelf" modular furniture raceway system intended for routing and terminating data cabling on furniture partitions
- ❖ Can be installed by any knowledgeable contractor or facilities personnel
- ❖ Patented (innovative) corner termination option utilizes the typically unused area of the cubical, saving valuable workspace



Enter

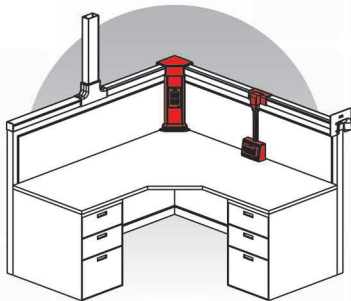


Route



Four popular colors to blend with most office furniture systems

Terminate

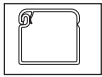


Office Furniture Raceway Roadmap

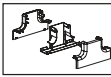


NOTE: Office Furniture Raceway is designed to blend with its environment. Shown in White on Office Slate furniture for illustration purposes only.

Office Furniture Raceway Roadmap



1 OFR20**6 — Office Furniture Raceway (page 7)



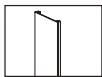
L OFR20MPT** — Mid Panel Tee Fitting (page 9)



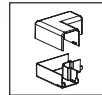
A OFCR70**6 — Corner Raceway Base (page 7)



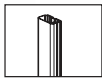
M OFR20WE** — Wall Entrance Fitting (page 9)



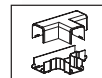
B OFCRC70**6 — Corner Raceway Cover (page 7)



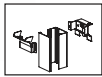
N OFR20RA** — Right Angle Fitting (page 10)



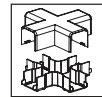
C OFVR5**6 — Vertical Raceway (page 8)



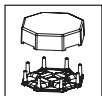
O OFR20T** — Tee Fitting (page 10)



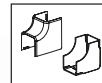
D OFR20CP**8 — Communication Pole (page 8)



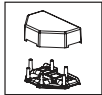
P OFR20CR** — Cross Fitting (page 10)



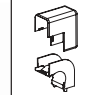
E OFR20OFCR70**4 — Four Cubicle Drop Fitting (page 8)



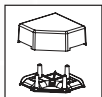
Q OFR20IC** — Inside Corner Fitting (page 10)



F OFR20OFCR70**2 — Two Cubicle Drop Fitting (page 8)



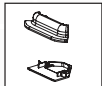
R OFR20OC** — Outside Corner Fitting (page 10)



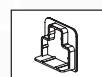
G OFR20OFCR70**1 — One Cubicle Drop Fitting (page 8)



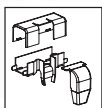
S OFR20CC** — Coupler Fitting (page 10)



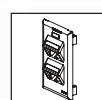
H OFCR70EC** — End Cap Fitting (page 9)



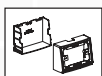
T OFR20EC** — End Cap Fitting (page 10)



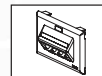
J OFR20SO** — Spill Over Fitting (page 9)



U OF70FV4** — Vertical Sloped Communication Snap-on Faceplate (page 11)



K OFR20DMB** — Desk Mount Box (page 9)



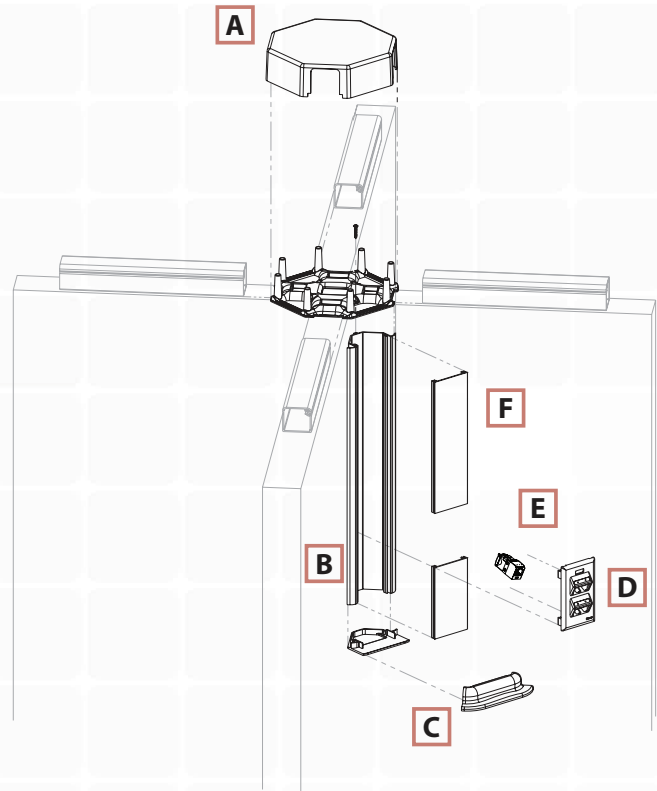
V OF70FH4** — Horizontal Sloped Communication Snap-on Faceplate (page 11)

Office Furniture Exploded Views

Exploded view 1

	Components Required	See page
A.	OFR20OFCR70**4 = Four Cubicle Drop Fitting.	8
B.	OFCR70**6 = Corner Raceway Base.	7
C.	OFCR70EC = End Cap Fitting.	9
D.	OF70FV4 = Vertical Sloped Communication Snap-on Faceplate.	11
E.	Mini-Com® Modules. ‡Alternate Connectivity	—
F.	OFCRC70**6 = Corner Raceway Cover.	7

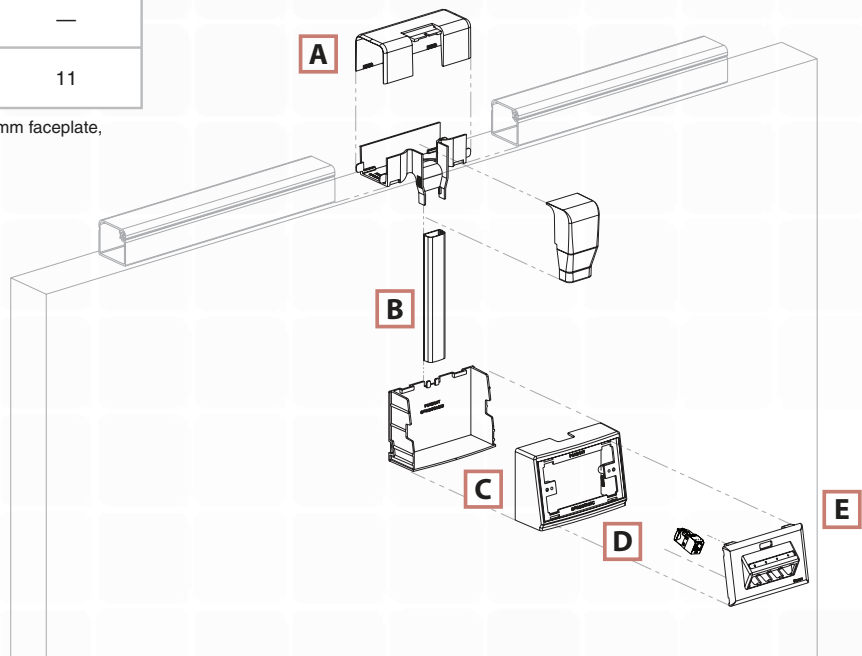
‡ To utilize alternative connectivity solutions with a NEMA standard 70mm faceplate, T70SDB-X (device bracket) must be used. See page 11.



Exploded view 2

	Components Required	See page
A.	OFR20SO** = Spill Over Fitting.	9
B.	OFVR5**6 = Vertical Raceway.	8
C.	OFR20DMB = Desk Mount Box.	9
D.	Mini-Com® Modules. ‡‡Alternate Connectivity	—
E.	OF70FH4** = Horizontal Sloped Communication Snap-on Faceplate.	11

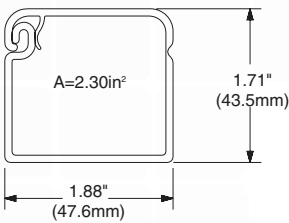
‡‡ To utilize alternative connectivity solutions with a NEMA standard 70mm faceplate, screw mount faceplate directly to desk mount box (OFR20DMB**).





Pan-Way® Office Furniture Raceway System

- UL listed in accordance with UL-5C requirements for Class 2 Communication Cable Management Systems
- Maintains bend radius control throughout the entire Office Furniture Raceway system as required by ANSI/TIA-568-C.2 and 569-B
- Faceplates are compliant with the labeling requirements of the ANSI/TIA-606-B standard
- Robust design and tamper resistant closure increases product stability and prevents damage to cabling during and after installation
- Product supplied with adhesive backing for fast and easy installation
- Creates a virtually invisible solution for routing data cables on panels from all common manufacturers with a top cap width between 1.88" and 2.30"



OFR200B6



Office Beige (OB)



Office Slate (OS)



Office Gray (OG)



Medium Tone (MT)

Part Number	Part Description	Raceway Size	Color*	Std. Pkg. Qty.	Std. Ctn. Qty.
OFR200B6	Office Furniture Raceway. One piece single channel low voltage raceway with adhesive tape backing for data cable routing along top of modular furniture partitions. Available in 6' lengths.	1.88" x 1.71"	Office Beige	6	48
OFR200B8	Office Furniture Raceway. One piece single channel low voltage raceway with adhesive tape backing for data cable routing along top of modular furniture partitions. Available in 8' lengths.	1.88" x 1.71"	Office Beige	8	64

*For other colors, replace OB (Office Beige) with OS (Office Slate), OG (Office Gray) or MT (Medium Tone). Order number of feet required in multiples of standard length increments.

Pan-Way® Office Furniture Raceway Fittings

- Office Furniture Raceway fittings have been designed to maintain the required minimum bend radius for high performance copper and fiber optic cabling systems



OFCR700B6



OFCRC700B6

Part Number	Part Description	Color	Std. Pkg. Qty.	Std. Ctn. Qty.
OFCR700B6	Office Furniture Corner Raceway Base. Used to terminate low voltage data cabling in the corner at the intersection of modular office furniture panels. Accepts 70mm standard faceplates. Available in 6' lengths.	Office Beige	6	48
OFCRC700B6	Office Furniture Corner Raceway Cover. Available in 6' lengths.	Office Beige	6	48

*For other colors, replace OB (Office Beige) with OS (Office Slate), OG (Office Gray) or MT (Medium Tone). Order number of feet required in multiples of standard length increments.

Pan-Way® Office Furniture Raceway Fittings (continued)



OFVR5OB6



OFR20CPOB8



OFR20FCR70OB4



OFR20FCR70OB2



OFR20FCR70OB1



OFR20FCR70OB1P




OFR20FCR70OB2P

Part Number	Part Description	Color	Std. Pkg. Qty.	Std. Ctn. Qty.
OFVR5OB6	Office Furniture Vertical Raceway. One piece single channel raceway used to connect OFR20**6 to desk mount box (OFR20DMB**) and must be used with OFR20SO** or OFR20DSO**. Available in 6' lengths.	Office Beige	6	120
OFR20CPOB8	Communication Pole. Allows for data cable entry into Office Furniture Raceway from suspended ceiling. 8' pole allows maximum 7' distance from top of furniture partition to ceiling. Must be used with OFR20MPT**. NOTE: Not intended for use at intersection of furniture panels.	Office Beige	1	—
OFR20FCR70OB4	Four Cubicle Drop Fitting. Allows the transition from Office Furniture Raceway run horizontally along partition wall to Office Furniture Corner Raceway mounted vertically in four cubicles at the intersection of partitions. Fitting maintains 1" minimum bend radius of cabling. Supplied with adhesive tape.	Office Beige	1	10
OFR20FCR70OB2	Two Cubicle Drop Fitting. Allows the transition from Office Furniture Raceway run horizontally along partition wall to Office Furniture Corner Raceway mounted vertically in two cubicles at the intersection of partitions. Fitting maintains 1" minimum bend radius of cabling. Supplied with adhesive tape.	Office Beige	1	10
OFR20FCR70OB1	One Cubicle Drop Fitting. Allows the transition from Office Furniture Raceway run horizontally along partition wall to Office Furniture Corner Raceway mounted vertically in one cubicle at the intersection of partitions. Fitting maintains 1" minimum bend radius of cabling. Supplied with adhesive tape.	Office Beige	1	10
OFR20FCR70OB1P	One Cubicle Drop Bypass Fitting. Allows the transition from Office Furniture Raceway run horizontally along partition wall, around existing furniture pole, to Office Furniture Corner Raceway mounted vertically in one cubicle at the intersection of partitions. Fitting maintains 1" minimum bend radius of cabling. Supplied with adhesive tape.	Office Beige	1	10
OFR20FCR70OB2P	Two Cubicle Drop Bypass Fitting. Allows the transition from Office Furniture Raceway run horizontally along partition wall, around existing furniture pole, to Office Furniture Corner Raceway mounted vertically in two cubicles at the intersection of partitions. Fitting maintains 1" minimum bend radius of cabling. Supplied with adhesive tape.	Office Beige	1	10

*For other colors, replace OB (Office Beige) with OS (Office Slate), OG (Office Gray) or MT (Medium Tone). Order number of feet required in multiples of standard length increments.


Pan-Way® Office Furniture Raceway Fittings (continued)




OFR20OFCR70OB4P



OFCR70ECOB



OFR20SOOB



OFR20DSOOB



OFR20DMBOB



OFR20MPTOB



OFR20WEOB

Part Number	Part Description	Color	Std. Pkg. Qty.	Std. Ctn. Qty.
OFR20OFCR70OB4P	Four Cubicle Drop Bypass Fitting. Allows the transition from Office Furniture Raceway run horizontally along partition wall, around existing furniture pole, to Office Furniture Corner Raceway mounted vertically in four cubicles at the intersection of partitions. Fitting maintains 1" minimum bend radius of cabling. Supplied with adhesive tape.	Office Beige	1	10
OFCR70ECOB	Corner Raceway End Cap Fitting. Opening allows cord passage through fitting such as monitor and keyboard cables. Supplied with adhesive tape.	Office Beige	1	10
OFR20SOOB	Spill-over Fitting. Allows transition from Office Furniture Raceway run horizontally along partition wall to Office Furniture Vertical Raceway in one location. Adjustable fitting maintains 1" minimum bend radius of cabling and works with various panel widths between 1.88" - 2.30". Supplied with adhesive tape.	Office Beige	1	10
OFR20DSOOB	Double Spill-Over Fitting. Fitting is used to spill over both sides of the furniture partitions at the same location. Incorporates a built-in, yet removable end cap that eliminates the need for additional raceway and fittings to terminate the pathway.	Office Beige	1	10
OFR20DMBOB	Desk Mount Box. Box accepts Office Furniture Snap-on Faceplates as well as 70mm NEMA standard screw-on faceplates. Designed for use with OFVR5**6 raceway and OFR20SO**, OFR20DSO** spill over fittings. Supplied with adhesive tape.	Office Beige	1	10
OFR20MPTOB	Mid-panel Tee Fitting. Used to connect communication pole to Office Furniture Raceway run horizontally along partition wall. Supplied with adhesive tape. NOTE: Not intended for use at intersection of furniture panels.	Office Beige	1	10
OFR20WEOB	Wall Entrance Fitting. Allows entry from wall to Office Furniture Raceway run horizontally along partition walls. Fitting includes bend radius protection and trim plate to cover wall opening. Requires minimum wall opening of 4.5"W x 3.0"H. Supplied with adhesive tape.	Office Beige	1	10

*For other colors, replace OB (Office Beige) with OS (Office Slate), OG (Office Gray) or MT (Medium Tone).

Pan-Way® Office Furniture Raceway Fittings (continued)



OFR20RAOB



OFR20TOB



OFR20CROB



OFR20ICOB



OFR20OCOB



OFR20CCOB-X



OFR20LCOB



OFR20ECOB

Part Number	Part Description	Color	Std. Pkg. Qty.	Std. Ctn. Qty.
OFR20RAOB	Right Angle Fitting. Used to join sections of Office Furniture Raceway at 90° flat junction. Supplied with adhesive tape.	Office Beige	1	10
OFR20TOB	Tee Fitting. Used to create an undivided tee junction between sections of Office Furniture Raceway. Supplied with adhesive tape.	Office Beige	1	10
OFR20CROB	Cross Fitting. Used to join sections of Office Furniture Raceway at four corners. Supplied with adhesive tape..	Office Beige	1	10
OFR20ICOB	Inside Corner Fitting. Used to join sections of Office Furniture Raceway at inside corner. Supplied with adhesive tape.	Office Beige	1	10
OFR20OCOB	Outside Corner Fitting. Used to join sections of Office Furniture Raceway at outside corner. Supplied with adhesive tape.	Office Beige	1	10
OFR20CCOB-X	Coupler Fitting. For use with Office Furniture Raceway.	Office Beige	10	100
OFR20LCOB	Long Coupler Fitting. Used to bridge Office Furniture Raceway between panel sections. Can also be used to fill void left by Spill-over Fitting, when furniture partitions are reconfigured. Supplied with adhesive tape.	Office Beige	1	10
OFR20ECOB	End Cap Fitting. Used to terminate Office Furniture Raceway. Supplied with adhesive tape.	Office Beige	1	10

*For other colors, replace OB (Office Beige) with OS (Office Slate), OG (Office Gray) or MT (Medium Tone).

Pan-Way® Office Furniture Raceway Faceplates



OF70FH2OB



OF70FV2OB



OF70FH4OB



OF70FV4OB



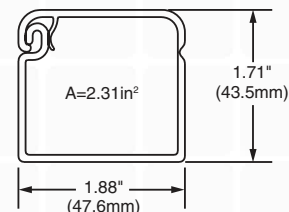
T70SDB-X

Part Number	Part Description	Color	Std. Pkg. Qty.	Std. Ctn. Qty.
OF70FH2OB	Snap-on Single Gang Horizontal Sloped Communication Faceplate. Accepts up to two Panduit® Mini-Com® modules (not included). No additional mounting hardware required. ANSI/TIA-606-B compliant.	Office Beige	1	10
OF70FV2OB	Snap-on Single Gang Vertical Sloped Communication Faceplate. Accepts up to two Panduit® Mini-Com® modules (not included). No additional mounting hardware required. ANSI/TIA-606-B compliant.	Office Beige	1	10
OF70FH4OB	Snap-on Single Gang Horizontal Sloped Communication Faceplate. Accepts up to four Panduit® Mini-Com® modules (not included). No additional mounting hardware required. ANSI/TIA-606-B compliant.	Office Beige	1	10
OF70FV4OB	Snap-on Single Gang Vertical Sloped Communication Faceplate. Accepts up to four Panduit® Mini-Com® modules (not included). No additional mounting hardware required. ANSI/TIA-606-B compliant.	Office Beige	1	10
T70SDB-X	Standard Faceplate Bracket. Used to mount NEMA standard 70mm single gang screw-on faceplates..	Gray	10	0

*For other colors, replace OB (Office Beige) with OS (Office Slate), OG (Office Gray) or MT (Medium Tone). T70SDB-X available in Gray only.

Office Furniture Raceway Quick Wirefill Guide

Fill Capacity (Data)	40% Fill	60% Fill
CAT5e Cable (24 AWG/UTP CM) Diameter = .217"	24	37
CAT6 Cable (24 AWG/UTP CM) Diameter = .250"	18	28
Coax Cable (RG6) Diameter = .275"	15	23
2 Strand Fiber Optic Cable Diameter = .175"	38	57





PANDUIT®

**Panduit Corp.
World Headquarters
Tinley Park, IL 60487**

cs@panduit.com
US and Canada: 800.777.3300
**Europe, Middle East, and Africa:
44.20.8601.7200**
Latin America: 52.33.3777.6000
Asia Pacific: 65.6305.7575

www.panduit.com