

CT-200

OPERATION INSTRUCTIONS

© Panduit Corp. 2014

CT-200 CRIMPING TOOL OPERATION INSTRUCTIONS



CAUTION:

Verify power is "OFF" before working on wiring with this tool. The plastic grips are for the user's comfort, and are not intended to insulate against electrical shock while working on live electrical circuits.

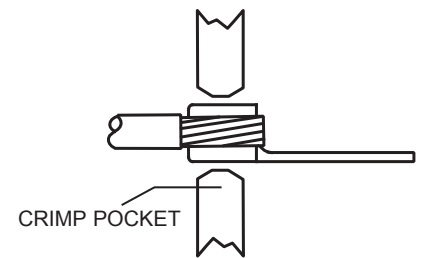
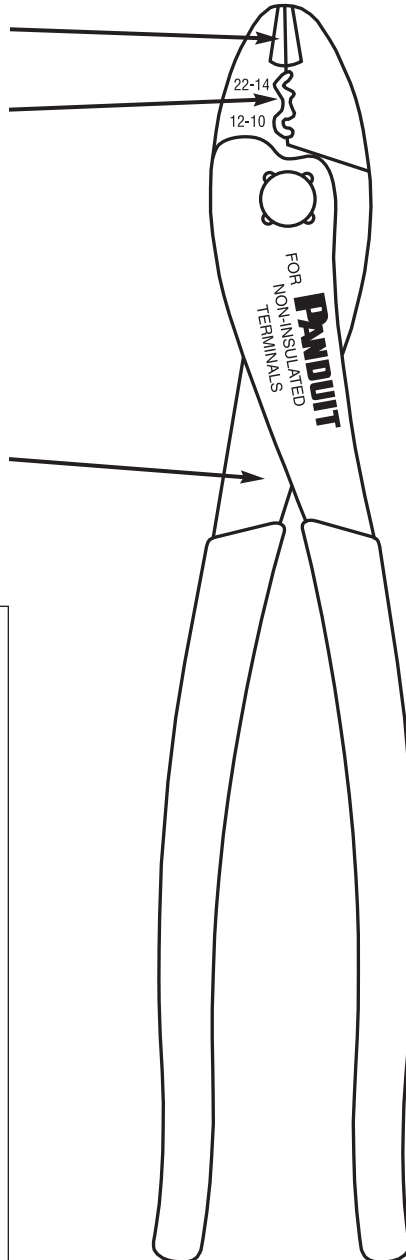
See product packaging or contact Customer Service for UL/CSA approved tooling/product combination.

WIRE CUTTER for No. 10 AWG and smaller copper wire.

CRIMP POCKET for Pan-Term non-insulated terminals, disconnects, splices and wire joints.

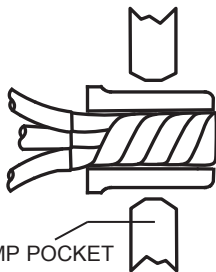
The 12-10 pocket is for No. 12 to No. 10 solid or stranded wire; the 22-14 pocket is for No. 22 to No. 14 solid or stranded wire. The crimp should be centrally located on the barrel with the indenter on the seam, and the dies fully closed for best results.

This tool is made of hardened steel and is protected with a light coat of oil.



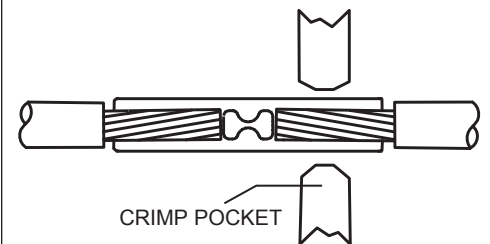
NON-INSULATED TERMINAL AND DISCONNECT INSTRUCTIONS

1. Insert stripped wire into terminal or disconnect until a minimum of 1/32" of conductor extends beyond barrel. (See product packaging for proper strip lengths.)
2. Locate terminal or disconnect in proper non-insulated crimp pocket.
3. Position crimp pocket on the center of the metal barrel.
4. Squeeze handles firmly.



NON-INSULATED WIRE JOINT INSTRUCTIONS

1. Twist ends of stripped wire together, trim and insert into wire joint. (See product packaging for proper strip lengths and trimming instructions.)
2. Locate wire joint in proper non-insulated crimp pocket.
3. Position crimp pocket on the center of the metal barrel.
4. Squeeze handles firmly.



NON-INSULATED BUTT SPLICE INSTRUCTIONS

1. Insert stripped wire into end of the butt splice to internal wire stop. (See product packaging for proper strip lengths.)
2. Locate butt splice in proper non-insulated crimp pocket.
3. Position crimp pocket on the center of the metal barrel half with wire inserted.
4. Squeeze handles firmly.
5. Repeat for other end of butt splice.

E-mail:
techsupport@panduit.com

PANDUIT
www.panduit.com

For Technical Support:
1-888-506-5400, ext. 83255